

# FITFLEET-EXCAVATOR-250HR-CVA

## PM Checklist

● 1 ● 1 ● 95 ● 8

Inspection Number	18318166	Customer No	2969824372
Serial Number	RAZ10993	Customer Name	AUSTRALIAN HAMMER SUPPLIES HIRE PTY LTD
Make	CATERPILLAR	Customer Email	hirebookings2@hammer hire.com.au
Model	323	Work Order	SC71441
Equipment Family	Medium Hydraulic Excavator	Completed On	25/07/2024 2:43:14 PM
Asset ID	AHSH79	Inspector	Collin Graham
SMU	3683 Hours	PDF Generated On	25/07/2024
Location	Orchard Hills, Australia 2748	Coordinates	0, 0, 0
Technician			




## General Info & Comments

### General info/Comments

MONITOR

Comments: Monitor hydraulic oil conditioning  
25ltrs added to bring to correct level









#### TASK SAFETY INSTRUCTIONS - Revision Number: 02 Date: 25th September 2023

- |  |      |
|--|------|
| ● 1.1 Wear Correct PPE at all times  | PASS |
| ● 1.2 All isolation and safe work procedures must be followed                      | PASS |
| ● 1.3 Identify task hazards and controls utilising hierarchy or controls model     | PASS |
| ● 1.4 Ensure a competent operator and spotter is utilised to move mobile equipment | PASS |
| ● 1.5 Ensure all mobile equipment is fundamentally stable                          | PASS |
| ● 1.6 Ensure three points of contact is maintained during access and egress        | PASS |
| ● 1.7 Ensure acceptable housekeeping standards are maintained at all times         | PASS |

#### MACHINE GENERAL RUNNING CHECKS

- |   |      |
|---|------|
| ● 2.1 Check all work lights, beacon & reverse alarm for operation | PASS |
|---|------|

●	2.2 Test all dash warning lights, gauges and audible alarms for correct operation	PASS
●	2.3 Check idle timer for correct shut down operation	PASS
●	2.4 Check operation of all three emergency stop buttons	PASS
●	2.5 Check operation of horn	PASS
●	2.6 Check operation of reverse camera	PASS
●	2.7 Check alternator charge voltage - ACTUAL_____V	PASS
●	2.8 Check operation of auto grease system by manually activating timer	N/A
●	2.9 Check fire system control panel for 'Normal'	N/A
●	2.10 Test hydraulic lock out function operation	PASS
●	2.11 Check window wiper and washer operation	PASS

#### PM SAFETY GENERAL INSPECTION

●	3.1 Visually ensure all guards, shields and covers are in place and in good condition to ensure personal are protected from rotating parts	PASS
●	3.2 Check condition of machine identification signage	PASS
●	3.3 Inspect ROPS/FOPS condition	PASS

#### PM BRAKING SYSTEM

●	4.1 Test travel brakes – Ensure the machine comes to a stop when travel controls are released	PASS
●	4.2 Test travel brakes – Ensure the brakes hold on a suitable slope	PASS

#### PM FIRE SUPPRESSION SYSTEM



●	5.1 Ensure fire suppression bottle and components are securely mounted and in good condition	N/A
●	5.2 Ensure fire suppression is correctly charged	N/A
●	5.3 Inspect last charge date - ACTUAL _____	N/A
●	5.4 Check all fire extinguishers are securely mounted and in good condition	PASS
●	5.5 Check all fire extinguishers are correctly charged	PASS
●	5.6 Inspect last charge date - ACTUAL _____	PASS
PM ENGINE		
●	6.1 Perform engine valve set	N/A
●	6.2 Inspect air intake system hoses, pipes, clamps for signs of dirt ingress	PASS
●	6.3 Inspect engine for oil or fuel leaks	PASS
●	6.4 Inspect engine components for missing clamps	PASS
●	6.5 Inspect exhaust system for signs of leaks, loose bolts or missing clamps	PASS
●	6.6 Inspect turbo for security and signs of leaks	PASS
●	6.7 Inspect condition of exhaust lagging	PASS
●	6.8 Inspect engine mounts for condition and loose hardware	PASS
●	6.9 Inspect alternator mount condition and adjustment	PASS
●	6.10 Inspect wiring condition and security	PASS
●	6.11 Inspect engine belts	PASS

PM ENGINE COOLING SYSTEM		
●	7.1 Check coolant level	PASS
●	7.2 Check condition of radiator cap	PASS
●	7.3 Check condition of radiator core	PASS
●	7.4 Check cooling system for signs of leaks	PASS
●	7.5 Check hose and clamp condition	PASS
●	7.6 Inspect fan condition and operation	PASS
●	7.7 Inspect radiator and fan guard condition	PASS
PM SWING TRANSMISSION		
●	8.1 Inspect swing transmission for signs of leaks	PASS
●	8.2 Inspect swing transmission oil level	PASS
PM HYDRAULIC SYSTEM		
●	9.1 Check hydraulic oil level	FAIL
	Comments: Topped up 25ltrs	
●	9.2 Inspect hydraulic cylinders for leaks and security	PASS
●	9.3 Inspect hydraulic hoses for leaks, damage, security	PASS
●	9.4 Inspect hydraulic pump condition, leaks, security	PASS
●	9.5 Check Pilot Accumulator operation as per OEM Maintenance Procedure - Test Boom Down Functionality with engine off	PASS

## PM FINAL DRIVES

- |   |      |
|---|------|
| ● 10.1 Inspect LHS final drive mount condition for leaks and security | PASS |
| ● 10.2 Inspect LHS oil level and mag plug condition                   | PASS |
| ● 10.3 Inspect RHS final drive mount condition for leaks and security | PASS |
| ● 10.4 Inspect RHS oil level and mag plug condition                   | PASS |

## PM UNDERCARRIAGE

- |   |      |
|---|------|
| ● 11.1 Inspect LHS track tension                                | PASS |
| ● 11.2 Inspect RHS track tension                                | PASS |
| ● 11.3 Inspect tracks for loose/missing bolts                   | PASS |
| ● 11.4 Inspect load and carrier rollers for signs of leaks      | PASS |
| ● 11.5 Inspect idlers for signs of leaks                        | PASS |
| ● 11.6 Inspect sprocket segments condition                      | PASS |
| ● 11.7 Inspect track frame for cracks, lose or missing hardware | PASS |

## PM FRAME AND BODY

- |   |      |
|---|------|
| ● 12.1 Check panels for damage and security   | PASS |
| ● 12.2 Check access steps and walkway condition   | PASS |
| ● 12.3 Inspect boom condition – cracks, missing clamps, damaged pipes, excessive movement, lubrication  | PASS |
| ● 12.4 Inspect stick condition – cracks, missing clamps, damaged pipes, excessive movement, lubrication | PASS |



●	12.5 Inspect quick hitch condition and operation	PASS
---	--	------

●	12.6 Inspect bucket condition – cracks, wear, damage, mounts	PASS
---	--	------

●	12.7 Inspect GET condition and hardware	PASS
---	---	------

#### PM ELECTRICAL SYSTEM

●	13.1 Check battery condition	PASS
---	------------------------------	------

●	13.2 Check battery terminal condition	PASS
---	---------------------------------------	------

●	13.3 Check battery security	PASS
---	-----------------------------	------

●	13.4 Check battery box drain is clear	PASS
---	---------------------------------------	------

●	13.5 Check wiring condition and security	PASS
---	--	------

#### PM GREASE SYSTEM

●	14.1 Check all points for acceptable lubrication	PASS
---	--	------

●	14.2 Inspect grease system operation	N/A
---	--------------------------------------	-----

●	14.3 Check grease line condition	PASS
---	----------------------------------	------

●	14.4 Refill grease tank	N/A
---	-------------------------	-----

●	14.5 Lubricate bucket linkage	PASS
---	-------------------------------	------

●	14.6 Lubricate blade linkage	PASS
---	------------------------------	------

●	14.7 Lubricate boom & stick linkage	PASS
---	-------------------------------------	------

●	14.8 Lubricate swing bearing	PASS
---	------------------------------	------

## PM OPERATOR STATION

- |  |      |
|--|------|
| ● 15.1 Check all doors for correct opening and closing adjustments and operation | PASS |
| ● 15.2 Inspect condition of door seals   | PASS |
| ● 15.3 Check window glass and seal condition                                     | PASS |
| ● 15.4 Check mirror condition and adjustments                                    | PASS |
| ● 15.5 Fill window washer reservoir  | PASS |
| ● 15.6 Inspect air con vents condition   | PASS |
| ● 15.7 Inspect seat belt and mounting hardware                                   | PASS |
| ● 15.8 Inspect seat condition, operation and mounting                            | PASS |
| ● 15.9 Replace cabin A/C filter  | PASS |

## OIL SAMPLING

- |               |      |
|---------------|------|
| ● 16.1 Engine | PASS |
|---------------|------|

## PM POST SERVICE INSPECTION CHECKS

- |   |      |
|---|------|
| ● 17.1 All inspections have been completed and rectified as required  | PASS |
| ● 17.2 All safety related defects have been repaired or reported  | PASS |
| ● 17.3 All defects have been noted and reported   | PASS |
| ● 17.4 All fluids are at correct level and drain plugs tight  | PASS |
| ● 17.5 All oil samples have visually been inspected and any notable signs of contamination have been reported | PASS |

- |   |  |           |
|---|--|-----------|
| ● | 17.6 All replaced filters have been cut and inspected and photos added to CAT Inspect and reported to supervisor | PASS      |
| ● | 17.7 Machine has been recommissioned and ready for operation   | PASS      |
| ● | 17.8 PM service notification marked off in Vision Link   | COMPLETED |

#### DEFECTS IDENTIFIED

- |   |                         |      |
|---|-------------------------|------|
| ● | 18.1 DEFECTS IDENTIFIED | PASS |
|---|-------------------------|------|