



| | |
|----------------------|--------------------------------|
| TYPE | Excavator - Large (20 Tonne +) |
| MAKE | Kobelco |
| MODEL | SK235SR-2 |
| SERIAL NUMBER | YF06005223 |
| PLANT NUMBER | AHSH167 |

| | |
|----------------------------|---|
| Report Number | AHH 20240827-0812 |
| Date | 27-Aug-2024 |
| Created By | AHSH Service |
| Assessor | Mitchell Pennells |
| Assist. Assessor(s) | Tiana Higgison |
| Completed By | AHSH Service |
| Owner | Australian Hammer Supplies Hire Pty Ltd |
| Assessment Purpose | Hire |
| State | NSW |

TABLE OF CONTENTS

| | |
|------------------|--|
| SECTION 1 | <p>IMPORTANT INFORMATION Contains information outlining the scope and any limitations applicable to this Risk Management Report</p> |
| SECTION 2 | <p>MACHINE DETAILS Contains standard machine specifications and details of any extras fitted</p> |
| SECTION 3 | <p>RISK ANALYSIS, RISK EVALUATION & RISK TREATMENT Contains details of the technique used to calculate risk ratings, time frame and risk treatments. Please refer to this information when reviewing and interpreting the information in section 4 & 5</p> |
| SECTION 4 | <p>RISK TREATMENTS REQUIRED Contains detailed information regarding the risk treatments to be implemented including hazard, risk rating, time frame, relevant standards & legislative references</p> |
| SECTION 5 | <p>RISK TREATMENTS IN PLACE Contains detailed information regarding the risk treatments in place including hazard, risk rating, relevant standards & legislative references</p> |
| SECTION 6 | <p>IMAGES AND NOTES Contains images & any relevant information entered by the assessor</p> |

SECTION 1 IMPORTANT INFORMATION

This report generated by Plant Assessor™ © Online Safety Systems on Tuesday, 27 Aug 2024 8:14 AM

This report pertains to this item of plant as it appeared on the day of inspection.

It is the responsibility of the hirer to conform with the instructions and information contained within this report. Any change in condition of this item of plant should be reported to the hire company immediately.

Any information relating to the standard features have been supplied via the manufacturer and should be used as a guide only until verified.

For further information regarding this report contact Online Safety Systems on 1300 72 88 52

SECTION 2 MACHINE DETAILS

| MACHINE DETAILS | - NOISE TEST RESULTS | | |
|-----------------------|---|--|--|
| | | 1. Manufacturers specified noise level dBA | |
| | | 2. Ambient noise level dBA | |
| | | 3. Noise level - Operator position (high idle) dBA | |
| | | 4. Noise level - Operator position (low idle) dBA | |
| | | 5. Noise level LHS dBA @ m (high idle) | |
| | | 6. Noise level Front dBA @ m (high idle) | |
| | | 7. Noise level RHS dBA @ m (high idle) | |
| | | 8. Noise level Rear dBA @ m (high idle) | |
| | BUCKET | | Standard bucket capacity, SAE rated (m3) |
| CAPACITIES | | Standard bucket width (mm) | 870 |
| DIMENSIONS/WEIGHTS | | Fuel Tank Capacity (Litres) | |
| | Dig depth to cut 2.44 m level bottom (mm) | 6470 | |
| | Digging depth (mm) | 6650 | |
| | Dump height (mm) | 8330 | |
| | Ground clearance (mm) | 455 | |
| | Max depth of vertical wall (mm) | 6050 | |
| | Maximum Reach Height (mm) | | |
| | Operating weight (kg) | 24300 | |
| | Tailswing radius (mm) | 1730 | |
| | Transport Height (mm) | 3160 | |
| | Transport Length (mm) | 8790 | |
| | Width (mm) | 3000 | |
| ENGINE | | Engine Displacement (Litres) | 5.123 |
| | Engine Hours | | |
| | Engine Make & Model | Hino J05E | |
| | Engine Number | | |
| | Engine Power (kW@rpm) | 114@2000 | |
| | Number of Cylinders | 4 | |
| EXTRAS | | Spare spool for attachments? Yes/No | |
| HITCH | | Quick Hitch Make | |
| | Quick Hitch Model | | |
| | Quick Hitch Serial No. | | |
| HYDRAULICS | | Flow of main pumps (L/Min) | 2x220 |
| | Hydraulic Oil Reservoir Capacity (Litres) | | |
| | Pump Types | | |
| | Relief valve pressure, main pumps (Bar) | | |
| PLANT CLASSIFICATIONS | | Class | |
| | Year | | |
| SAFETY STRUCTURES | | FOPS Compliance No. | |
| | FOPS Serial No. | | |
| | ROPS Compliance No. | | |
| | ROPS Serial No. | | |
| TRACKS | | Track length on ground (mm) | 4260 |
| | Track pad width (mm) | 600 | |
| TRANSMISSION | | Speed (km/h) | 3.4 |
| WORK CAPABILITIES | | Arm breakout (kgf) | 10400 |
| | Bucket breakout (kgf) | 14600 | |

| | | |
|--|----------------------------|------|
| | Gradeability - Degrees/(%) | 70 |
| | Reach @ ground level (mm) | 9680 |

SECTION 3 RISK ANALYSIS / RISK EVALUATION


| RISK ANALYSIS | | CONSEQUENCE | | | | |
|---------------|--|--|---|---|--|---|
| | | 1. INSIGNIFICANT Dealt with by in house first aid | 2. MINOR Treated by medical professionals, hospital out patients | 3. MODERATE Significant non permanent injury overnight hospital stay | 4. MAJOR Extensive permanent injury eg. Loss of fingers, extended hospital stay | 5. CATASTROPHIC Death, permanent disabling injury eg. Loss of hand, quadriplegia |
| LIKELIHOOD | A. Almost certain to occur in most circumstances | MEDIUM 8 | HIGH 16 | HIGH 18 | CRITICAL 23 | CRITICAL 25 |
| | B. Likely to occur frequently | MEDIUM 7 | MEDIUM 10 | HIGH 17 | HIGH 20 | CRITICAL 24 |
| | C. Possibly and likely to occur at sometime | LOW 3 | MEDIUM 9 | MEDIUM 12 | HIGH 19 | HIGH 22 |
| | D. Unlikely to occur but could happen | LOW 2 | LOW 5 | MEDIUM 11 | MEDIUM 14 | HIGH 21 |
| | E. May occur but only in rare circumstances | LOW 1 | LOW 4 | LOW 6 | MEDIUM 13 | MEDIUM 15 |

| RISK EVALUATION | CRITICAL | Act immediately to mitigate risk. Implement risk treatment(s) in accordance with the risk treatment table below. |
|-----------------|--|--|
| HIGH | Act immediately to mitigate risk. Implement risk treatment(s) in accordance with the risk treatment table below. If the appropriate risk treatments are not immediately accessible establish interim risk treatment strategies. Permanent risk treatments must be implemented within one week. | |
| MEDIUM | Take reasonable steps to mitigate and monitor the risk. Implement risk treatment(s) in accordance with the risk treatment table below. Permanent risk treatments must be implemented within one month. | |
| LOW | Take reasonable steps to mitigate and monitor the risk. Implement risk treatment(s) in accordance with the risk treatment table below. Permanent risk treatments must be implemented within three months. | |

| RISK TREATMENT | Selecting the most appropriate risk treatment option involves balancing the costs and efforts of implementation against the benefits derived, with regard to legal, regulatory and other requirements. (source AS/NZS ISO 31000:2009) |
|---------------------|---|
| Eliminate | Eliminate the risk source. |
| Substitute | Provide an alternative that is capable of performing the same task which is safer. |
| Engineering | Provide or construct a physical barrier or guard. |
| Administration | Develop policies, procedures, practices and guidelines in consultation with employees to mitigate the risk. Provide training, instruction and supervision about the risk source. |
| Personal protective | Provide personal protective equipment to protect the individual from the risk source. |




SECTION 4 RISK TREATMENTS REQUIRED








This section of the report pertains to hazards created by use of this item of plant which currently do not have risk treatments in place. The risk treatments recommended in this section have been developed based on relevant Australian Standards, health & safety legislation, the hierarchy of risk treatment in accordance with the guidelines set forth in AS/NZS ISO 31000 – Risk Management and various other sources. The recommended risk treatment measures must be developed, implemented and validated as effective prior to the operation, maintenance or testing of this item of plant. Treatments applied must be dated and initialled adjacent the recommendations. All operators must read and understand the entire contents of this section prior to operating this item of plant.








| | HAZARD(S) | Prelim. Risk Rating | Residual Risk Rating | Time Frame | Due Date | Date Rectified | Initial |
|------------------|---|---------------------|----------------------|------------|-----------|----------------|---------|
| OPERATION |  INCORRECT OPERATION | CRITICAL 24 | MEDIUM 15 | Immediate | 27-Aug-24 | | |
| | Risk Treatment Required: Operator Competency Only persons who are qualified, trained and experienced and/or hold the relevant certification/license can operate this item of plant. If there is not a competent/licensed person available for operation of this item of plant then only persons who are supervised by a competent/licensed person can operate this item of plant. | | | | | | |
| | Legislation: State Health & Safety Legislation & Regulation | | | | | | |
| | References: Work Health & Safety Act & Regulations- , Occupational Health & Safety Act & Regulations Assessor Comments: HIRER OF PLANT MUST ENSURE ON SITE OPERATORS OF EQUIPMENT MEET THESE REQUIREMENTS | | | | | | |








SECTION 5 RISK TREATMENTS IN PLACE








This section of the report pertains to risk treatments currently in place on this item of plant. This section must be read in conjunction with the safety section of the manufacturers handbook. All operators must read and understand the entire contents of this section prior to operating this item of plant. These treatments or equivalent must remain in place at all times whilst this item of plant is in operation.








| | HAZARD(S) | Prelim. Risk Rating | Residual Risk Rating |
|------------------|---|---------------------|----------------------|
| DELIVERY |  CRUSHING | HIGH 22 | MEDIUM 15 |
| | Risk Treatments in Place: SWMS Loading/Unloading Ensure that all operators follow approved SWMS/SOP when loading and unloading this machine to and from a flat top truck or trailer, low loader or tilt tray. References: Work Health & Safety Act & Regulations- , Occupational Health & Safety Act & Regulations | | |
| OPERATION |  CRUSHING | HIGH 22 | MEDIUM 15 |
| | Risk Treatments in Place: SWMS Load Restraint Ensure that all operators follow the approved SWMS/SOP when restraining this machine for transport. References: Work Health & Safety Act & Regulations- , Occupational Health & Safety Act & Regulations | | |
| OPERATION |  CRUSHING | CRITICAL 24 | MEDIUM 15 |
| | Risk Treatments in Place: Manual Hitch This item of plant is fitted with a manual hitch that meets the following requirements - | | |
| | <ol style="list-style-type: none"> 1. Has a primary retention system and a secondary safety system fitted 2. The primary retention system must be engaged and disengaged at the hitch 3. The secondary safety system must be retained on the hitch so that it cannot be removed without the use of tools. These requirements must be met at all times whilst this item of plant is in operation. References: AS13031 | | |







| HAZARD(S) | Prelim. Risk Rating | Residual Risk Rating |
|---|---------------------|----------------------|
|  INCORRECT OPERATION | HIGH 22 | MEDIUM 15 |
| <p>Risk Treatments in Place: Operation Handbook The manufacturer's operation handbook has been supplied for this item of plant.</p> <p>This handbook must be available at all times to all potential operators and supervisory staff. All potential operators must read and be familiar with this handbook prior to operating.</p> <p>A complete risk assessment/Job Safety Analysis must be undertaken covering all operating processes and environments associated with this item of plant. SWMS should be produced for specific tasks associated with use of this item of plant.</p> <p>References: Work Health & Safety Act & Regulations- , Occupational Health & Safety Act & Regulations</p> | | |
|  INCORRECT OPERATION | HIGH 22 | MEDIUM 15 |
| <p>Risk Treatments in Place: Quick Hitch Operation Handbook The manufacturer's operation handbook has been supplied for this quick hitch.</p> <p>This handbook must be available at all times to all potential operators and supervisory staff. All potential operators must read and be familiar with this handbook prior to operating.</p> <p>A complete risk assessment/Job Safety Analysis must be undertaken covering all operating processes and environments associated with this quick hitch. SWMS should be produced for specific tasks associated with use of this quick hitch.</p> <p>References: AS13031</p> | | |
|  INCORRECT OPERATION | HIGH 22 | MEDIUM 15 |
| <p>Risk Treatments in Place: Pre-op Checklist Excavator A pre-operation checklist is available for this Excavator. This checklist must be completed by all operators prior to operating this Excavator.</p> <p>References: Work Health & Safety Act & Regulations- , Occupational Health & Safety Act & Regulations</p> | | |
|  INCORRECT OPERATION | HIGH 22 | MEDIUM 15 |
| <p>Risk Treatments in Place: SOP Excavator Safe Operation Procedures are available for this Excavator. The information in the Safe Operation Procedures must be followed at all times whilst operating this Excavator.</p> <p>References: Work Health & Safety Act & Regulations- , Occupational Health & Safety Act & Regulations</p> | | |
|  INCORRECT OPERATION | HIGH 22 | MEDIUM 15 |
| <p>Risk Treatments in Place: Control Labels All controls including all levers, buttons, pedals, switches etc. are clearly labelled as to their purpose and method of operation. These labels must be maintained in a clean and serviceable condition at all times.</p> <p>References: AS/NZS4024.1905</p> | | |
|  CRUSHING, FALLING | HIGH 22 | MEDIUM 15 |
| <p>Risk Treatments in Place: Passenger Seat Label This item of plant is fitted with a clear hazard warning label re: Operator only, No passengers. Passengers must not be carried at anytime. This label must be clear and legible at all times whilst this item of plant is in operation.</p> <p>Legislation: State Health & Safety Legislation & Regulation</p> <p>References: AS1319-</p> | | |
|  CRUSHING | HIGH 22 | MEDIUM 15 |
| <p>Risk Treatments in Place: ROPS Label The warning label stating that the ROPS must not be damaged at any time (including cuts, drill holes and welds) must be present, clean and legible at all times.</p> <p>References: ISO3471</p> | | |








| HAZARD(S) | Prelim. Risk Rating | Residual Risk Rating |
|---|---------------------|----------------------|
|  CRUSHING | HIGH 22 | MEDIUM 15 |
| <p>Risk Treatments in Place: ROPS seat belt label This item of plant is fitted with a ROPS and has an advisory label stating that "seatbelts must be worn". This label must be present, clean and legible at all times. All operators and passengers must wear seatbelts whilst on this item of plant.</p> <p>References: AS2294, ISO3471</p> | | |
|  ELECTROCUTION | HIGH 22 | MEDIUM 15 |
| <p>Risk Treatments in Place: Electrical Approach Distances This item of plant has a hazard warning label re: overhead electrical hazards and minimum approach distances fitted. These distances must be adhered to strictly. These labels and tables must be present, clear and legible at all times.</p> <p>Spotters are required when working within 5 metres of the minimum approach distance of any live electrical apparatus.</p> <p>Any encroach within the minimum approach distances must only occur if the following provisions have been met -</p> <ol style="list-style-type: none"> 1. The machine is designed to work within the minimum approach distances 2. Permission has been granted by the electricity company and 3. Safe systems of work have been documented and approved. <p>References: ISO31000</p> | | |
|  ELECTROCUTION, EXPLOSION | HIGH 22 | MEDIUM 15 |
| <p>Risk Treatments in Place: Before You Dig (AUS) This item of plant is fitted with a clear hazard warning label re: underground services and advice "Before You Dig, visit www.byda.com.au" to the operator work area. This advice must be adhered to strictly. Digging into an electricity cable or gas pipe can cause serious injury or death. Damaging a pipe or cable may also lead to isolating a community from emergency services such as fire, police or ambulance. This label must be present, clear and legible at all times.</p> <p>References: ISO31000</p> | | |
|  COLLISION | HIGH 22 | MEDIUM 15 |
| <p>Risk Treatments in Place: Phone Use label This item of plant is fitted with an instruction label advising that mobile phones must not be used whilst operating this machine. Accordingly all operators must not use a mobile phone at any time whilst operating machine. If phone use is necessary then operator must place machine in park configuration in a safe position prior to phone use. Operators MUST adhere to this advice at all times.</p> <p>This label must be clear and legible at all times whilst this item of plant is in operation.</p> <p>References: AS1319- , ISO31000</p> | | |
|  POISONING, EXPLOSION, BURNS | HIGH 22 | MEDIUM 15 |
| <p>Risk Treatments in Place: Tank ID Label The tank(s) on this item of plant have clear, legible label(s) identifying their contents, and if appropriate any necessary controls re: the contents. These must be present, clear and legible at all times. (this includes radiator, hydraulic and petrol/diesel tanks)</p> <p>References: Work Health & Safety Act & Regulations- , Occupational Health & Safety Act & Regulations</p> | | |
|  COLLISION | HIGH 22 | MEDIUM 15 |
| <p>Risk Treatments in Place: Left Hand Drive Label This item of plant has a hazard warning label re: left hand drive, at the rear. It must be present, clear and legible at all times.</p> <p>References: ISO31000</p> | | |
|  FIRE | HIGH 21 | MEDIUM 15 |
| <p>Risk Treatments in Place: Fire Extinguisher This item of plant is fitted with an approved and maintained fire extinguisher. Fire extinguisher(s) must be present and fully functional at all times. They must be readily accessible to the operator. Regular inspections must also be carried out in accordance with the manufacturer's requirements and AS 1851 – 1995</p> <p>References: AS10896.1, AS1851</p> | | |








| HAZARD(S) | Prelim. Risk Rating | Residual Risk Rating |
|--|---------------------|----------------------|
|  INSTABILITY, CRUSHING | HIGH 21 | MEDIUM 15 |
| <p>Risk Treatments in Place: Boom Rated Capacity Label This item of plant has a rated capacity label fitted to each side of the boom. Ensure that these labels are clear and legible at all times whilst this item of plant is in operation. Operators must not exceed this rated capacity at any time during operation.</p> <p>References: AS1418.8</p> | | |
|  CRUSHING, INCORRECT OPERATION | HIGH 21 | MEDIUM 15 |
| <p>Risk Treatments in Place: Quick Hitch Information This hydraulic quick hitch has the following information marked upon it -</p> <ol style="list-style-type: none"> 1. The manufacturer's name and address 2. Model 3. Serial number 4. The year of manufacture 5. The mass of the hitch in kilograms 6. The lift point capacity (if fitted) in kilograms <p>This information must be considered by all operators when assessing the suitability of the hitch for any task. Failure to consider and or comply with this information could lead to serious injury or death.</p> <p>References: AS13031</p> | | |
|  HEARING LOSS | HIGH 19 | MEDIUM 14 |
| <p>Risk Treatments in Place: Hearing Protection Label - Bystanders The hazard warning labels re: wearing of hearing protection for bystanders attached to this item of plant refer to the level of noise produced. Permanent hearing damage will result if hearing protection is not worn. These labels must be present, clear and legible at all times whilst this item of plant is in operation.</p> <p>References: AS3781- , AS/NZS1269</p> | | |
|  HEARING LOSS | HIGH 19 | MEDIUM 14 |
| <p>Risk Treatments in Place: Hearing Protection Label - Operator The hazard warning label(s) re: wearing of hearing protection attached to this item of plant refer to the level of noise produced. Permanent hearing damage will result if hearing protection is not worn. These labels must be present, clear and legible at all times whilst this item of plant is in operation.</p> <p>References: AS3781- , AS/NZS1269</p> | | |
|  CRUSHING, STRIKING, COLLISION | HIGH 19 | MEDIUM 14 |
| <p>Risk Treatments in Place: Tail Swing Label The rear of this item of plant has a hazard warning label re: general plant movement, tail swing, keep clear. It must be present and fully functional and serviceable at all times.</p> <p>References: ISO20474-</p> | | |
|  ENTANGLEMENT, SHEARING, BURNS | MEDIUM 14 | MEDIUM 13 |
| <p>Risk Treatments in Place: Engine Guard Label The engine fan and alternator belts, pulleys and gears are guarded. These guards have clear legible hazard warning labels re do not open or remove guards while engine is running. These labels must be present, legible and easily seen at all times whilst this item of plant is in operation.</p> <p>References: AS/NZS4024.1201, AS1319-</p> | | |
|  CRUSHING, COLLISION | MEDIUM 12 | LOW 6 |
| <p>Risk Treatments in Place: Warning Device (horn) This item of plant is fitted with a fully functional audible warning device such as a horn. This must be easily accessed by the operator, and easily identifiable by nearby pedestrians.</p> <p>All operators should ensure the warning devices are functional at the start of each shift, by completing pre-start checklists. Warning devices should operate automatically where appropriate (eg reversing)</p> <p>References: ISO7731, ISO9533</p> | | |

| HAZARD(S) | Prelim. Risk Rating | Residual Risk Rating |
|--|---------------------|----------------------|
|  CRUSHING | CRITICAL 24 | MEDIUM 15 |
| <p>Risk Treatments in Place: Fully Automatic Quick Hitch This item of plant is fitted with a fully automatic quick hitch.</p> <p>References: AS13031</p> | | |
|  CRUSHING | CRITICAL 24 | MEDIUM 15 |
| <p>Risk Treatments in Place: Automatic(Quick) Hitch This item of plant is fitted with a quick hitch that is fitted with a primary retention device and safety system that meet the following requirements -</p> <ol style="list-style-type: none"> 1. Must be intentionally disengaged to remove attachments 2. The safety system is automatically activated as part of the engagement process 3. Has means of verifying engagement of both the primary retention device and the safety system from the operator position. <p>These requirements must be met at all times whilst this item of plant is in operation.</p> <p>References: AS13031</p> | | |
|  STRIKING, BURNS | HIGH 22 | MEDIUM 15 |
| <p>Risk Treatments in Place: Hydraulic Hoses This item of plant has hydraulic hoses. These hoses must be inspected each day or before each use for wear and tear. If there are visible signs of wear, immediate action must be taken to control the risk arising from this wear. These inspections must be documented.</p> <p>Hydraulic fluid at high pressure can penetrate the skin, never use any part of your body to check for leaks. If oil penetrates the skin seek medical advice immediately. Always use a piece of cardboard or similar to check for suspected leaks. Always wear appropriate gloves when handling hydraulic hoses.</p> <p>Hydraulic pressure can be stored and is a hazard. Always connect and disconnect hydraulic hoses as per the manufacturer's manual.</p> <p>References: AS4024, AS2671</p> | | |
|  CRUSHING, COLLISION | HIGH 22 | MEDIUM 15 |
| <p>Risk Treatments in Place: Loose Items - Operator Work Area All items that could cause harm to the operator in the event of a collision or rollover are securely restrained.</p> <p>References: ISO31000</p> | | |
|  CRUSHING, NON COMPLIANCE | HIGH 22 | MEDIUM 15 |
| <p>Risk Treatments in Place: Control Lock out The primary operator controls are fitted with an isolation device which meets the following requirements -</p> <ol style="list-style-type: none"> a) Must be engaged to allow entry & exit of the machine b) Is not easily bypassed. <p>This device deactivates the primary operator controls. This must be employed during entry, exit and while performing maintenance on this item of plant.</p> <p>This device must be fully functional at all times whilst this item of plant is in operation.</p> <p>References: ISO10968</p> | | |
|  CRUSHING, ENTANGLEMENT, STRIKING, COLLISION | HIGH 22 | MEDIUM 15 |
| <p>Risk Treatments in Place: Neutral Start This item of plant has neutral start control in place. It must be fully functional and serviceable at all times whilst this item of plant is in operation.</p> <p>References: AS4024.1603</p> | | |
|  CRUSHING | HIGH 22 | MEDIUM 15 |
| <p>Risk Treatments in Place: Seat Belt This item of plant is fitted with an operator seat belt. This seat belt must be free from damage, and permanently and sturdily attached at all times whilst this item of plant is in operation. Operators must use this seat belt at all times during operation.</p> <p>References: ISO6683</p> | | |

| HAZARD(S) | | Prelim. Risk Rating | Residual Risk Rating |
|--|-----------------------------------|---------------------|----------------------|
|  | POOR VISIBILITY, COLLISION | HIGH 22 | MEDIUM 15 |
| <p>Risk Treatments in Place: Operator Mirrors The operator rear view mirrors fitted to this item of plant must be fully functional and kept clean at all times. There must always be at least one mirror on each side to provide rear vision to the operator to avoid striking bystanders and objects.</p> <p>References: AS/NZS4024.1201, ISO14401.1</p> | | | |
|  | CRUSHING | HIGH 22 | MEDIUM 15 |
| <p>Risk Treatments in Place: Movement Awareness Alarm An automatic movement awareness alarm is fitted to this item of plant. This alarm is automatically activated when travel in any direction occurs. It must be fully functional and serviceable at all times whilst this item of plant is in operation.</p> <p>References: ISO7731, ISO9533</p> | | | |
|  | CRUSHING | HIGH 22 | MEDIUM 15 |
| <p>Risk Treatments in Place: Quick Hitch Controls The quick hitch operation control is fitted with a device/method to prevent accidental operation. This device must be fully functional at all times whilst this item of plant is in operation.</p> <p>References: AS13031</p> | | | |
|  | STRIKING, BURNS | HIGH 22 | MEDIUM 15 |
| <p>Risk Treatments in Place: Hydraulic Hose Failure Shield This item of plant is fitted with a sturdy, permanent shield(s) between the hydraulic hoses and any body parts of the operator to provide protection during a hose or component failure. This shield(s) must be present and fully functional at all times whilst this item of plant is in operation.</p> <p>References: AS4024, ISO4413, AS2671</p> | | | |
|  | CRUSHING | HIGH 22 | MEDIUM 15 |
| <p>Risk Treatments in Place: Quick Hitch Operation Alarm This item of plant is fitted with a quick hitch with a fully functional audible alarm fitted to the operator work area to alert the operator that the host machine is in the mode that allows for the controls to be operated to engage or disengage attachments.</p> <p>This alarm must be fully functional at all times whilst this item of plant is in operation.</p> <p>References: AS13031</p> | | | |
|  | POOR VISIBILITY, COLLISION | HIGH 22 | MEDIUM 15 |
| <p>Risk Treatments in Place: Machine Lights This item of plant is fitted with self contained lighting. All of these lights must be fully functional and serviceable whilst this item of plant is in operation in areas of reduced light. If any of these lights stop working the operation must cease immediately and the faulty light be repaired before operation can continue in the areas of reduced light.</p> <p>References: ISO20474-</p> | | | |
|  | ENTANGLEMENT | HIGH 22 | MEDIUM 15 |
| <p>Risk Treatments in Place: Engine Guards The engine fan and alternator belts, pulleys and gears are guarded. These guards must be present and fully functional and serviceable at all times whilst this item of plant is in operation.</p> <p>References: AS/NZS4024.1601</p> | | | |

| HAZARD(S) | | Prelim. Risk Rating | Residual Risk Rating |
|---|-----------------------------------|---------------------|----------------------|
|  | FALLING | HIGH 22 | MEDIUM 15 |
| <p>Risk Treatments in Place: Handrails All operator work platforms are either - a) above 0.5m and below 2.0m from the ground or nearest platform and have three points of contact which can be constantly maintained by any person on the platform performing expected tasks or b) are above 2.0m from the ground or nearest platform and have an approved guardrail which meets the following requirements: 1. All guardrails are at least 1.1m high 2. All guardrails have a mid rail 3. All sides and ends have a kick plate which is at least 100mm high.</p> <p>These work platforms and/or access points must have guardrails present that are fully functional and serviceable at all times whilst this item of plant is in operation.</p> <p>References: AS5327</p> | | | |
|  | COLLISION | HIGH 22 | MEDIUM 15 |
| <p>Risk Treatments in Place: Beacon This item of plant is fitted with a safety beacon. This beacon must meet the following criteria at all times whilst this item of plant fitted is in operation -</p> <ul style="list-style-type: none"> - Is visible up to 200m in all directions (allowing for intermittent obstruction from the plant structure whilst the plant is in operation) - Is fitted in the most appropriate location on machine to maximise visibility without risking continual damage <p>NOTE: more than one beacon may be fitted to meet these criteria.</p> <p>References: ISO20474-</p> | | | |
|  | OPERATIONAL MALFUNCTION | HIGH 22 | LOW 2 |
| <p>Risk Treatments in Place: Plant Modification The plant is in original condition.</p> <p>References: ISO31000</p> | | | |
|  | ENTRAPMENT | HIGH 21 | MEDIUM 15 |
| <p>Risk Treatments in Place: Two Operator Exits The operator cabin/work area on this item of plant has a minimum of two (2) possible exits. These must be functional and accessible at all times whenever the item of plant is manned, whether during operation or maintenance activities.</p> <p>References: AS5327</p> | | | |
|  | ENTRAPMENT | HIGH 21 | MEDIUM 15 |
| <p>Risk Treatments in Place: Emergency Exits The emergency exits for this item of plant meet the following requirements -</p> <ol style="list-style-type: none"> 1. Clearly and legibly labelled 2. Instructions for use are clear and legible and located adjacent the exit 3. Any required tools required for use are available e.g. Emergency hammers <p>These exits must be legibly labelled and fully functional at all times whenever the item of plant is manned, whether during operation or maintenance activities.</p> <p>References: ISO31000</p> | | | |
|  | POOR VISIBILITY, COLLISION | HIGH 21 | MEDIUM 15 |
| <p>Risk Treatments in Place: Windscreen Wipers The windscreen wipers and washers fitted to this item of plant must be fully functional at all times.</p> <p>References: AS/NZS4024.1201</p> | | | |

| HAZARD(S) | | Prelim. Risk Rating | Residual Risk Rating |
|---|--|---------------------|----------------------|
|  CRUSHING | | HIGH 21 | MEDIUM 15 |
| <p>Risk Treatments in Place: ROPS A Roll Over Protective Structure (ROPS) to ISO 3471, ISO 12117.1 or 2, AS 2294 or AS 4987 is fitted to this item of plant. A permanent label stating this standard must be attached to the structure at all times. This structure provides a safety envelope during a rollover. A warning label re: wearing of seat belts at all times whilst this item of plant is in operation and accordingly seat belts must be worn at all times during operation.</p> <p>References: AS2294, ISO3471</p> | | | |
|  CRUSHING | | HIGH 21 | LOW 5 |
| <p>Risk Treatments in Place: FOPS Level II This item of plant is fitted with a level II Falling Objects Protective Structure (FOPS). This structure is designed to protect the operator from heavy falling objects (e.g. trees, rocks). Care should still be exercised when operating in an area with a risk of falling objects.</p> <p>References: AS2294, ISO3449, ISO10262</p> | | | |
|  INCORRECT OPERATION | | HIGH 20 | MEDIUM 14 |
| <p>Risk Treatments in Place: Intuitive Controls The controls fitted to this item of plant are orientated so that the movement of the control is consistent with the action of the machine e.g. moving a control lever to the left results in the machine turning to the left. This design feature must be maintained at all times whilst this item of plant is in operation.</p> <p>References: AS/NZS4024.1906</p> | | | |
|  STRAINS | | HIGH 19 | LOW 5 |
| <p>Risk Treatments in Place: Controls Ergonomics All controls including all levers, buttons, pedals, switches etc, are placed near the operator work position and are easy to reach and operate during the execution of the operator's normal duties. This applies for all persons within the 95th percentile of the normal population distribution.</p> <p>References: AS/NZS4024.1901</p> | | | |
|  INCORRECT OPERATION, SLIPPING | | HIGH 17 | LOW 6 |
| <p>Risk Treatments in Place: Control Levers/Pedals/Buttons All controls including all levers, buttons, pedals, switches etc. must be kept non-slip and free from damage at all times.</p> <p>References: AS/NZS4024.1901</p> | | | |
|  SLIPPING | | MEDIUM 12 | LOW 6 |
| <p>Risk Treatments in Place: Operator Work Area Access/Egress Safe access and egress to the cabin/work area(s) must be maintained at all times whilst this item of plant is in operation. It must be non slip, free from damage, located at a height so as to not cause undue body stresses and strains with three points of contact available to personnel at all times.</p> <p>All personnel must -</p> <ol style="list-style-type: none"> 1. Always face the item of plant during access and egress. 2. Always maintain three points of contact during access and egress. 3. Never carry an object(s) in his/her hand(s) during access and egress. 4. Never jump off machine. <p>References: AS5327</p> | | | |
|  FALLING, SLIPPING | | MEDIUM 12 | LOW 6 |
| <p>Risk Treatments in Place: Access/Egress Instruction Label An instruction label is fitted adjacent access/egress areas to advise all personnel of the following -</p> <ol style="list-style-type: none"> 1. Always face the item of plant during access and egress. 2. Always maintain three points of contact during access and egress. 3. Ensure the steps are clean. 4. Never jump off machine. <p>This label must be clear and legible at all times whilst this item of plant is in operation.</p> <p>References: ISO31000</p> | | | |

| | HAZARD(S) | Prelim. Risk Rating | Residual Risk Rating | |
|--|--|--|----------------------|-----------|
|  | FALLING, SLIPPING, TRIPPING | MEDIUM 12 | LOW 6 | |
| <p>Risk Treatments in Place: Engine Bay Access Safe access and egress to the engine bay/work area(s) must be maintained at all times whilst this item of plant is in operation. It must be non slip, free from damage, located at a height so as to not cause undue body stresses and strains with three points of contact available to personnel at all times.</p> <p>All personnel must -</p> <ol style="list-style-type: none"> 1. Always face the item of plant during access and egress. 2. Always maintain three points of contact during access and egress. 3. Never carry an object(s) in his/her hand(s) during access and egress. 4. Never jump off machine. <p>References: AS5327</p> | | | | |
|  | ELECTRIC SHOCK, BURNS | MEDIUM 12 | LOW 6 | |
| <p>Risk Treatments in Place: Battery Cover All batteries fitted to this item of plant are constrained to prevent displacement & fitted with a permanent sturdy cover which allows for ventilation. The constraint and cover must be present and fully functional and serviceable at all times whilst this item of plant is in operation.</p> <p>References: AS/NZS4024.1201</p> | | | | |
|  | INCORRECT OPERATION, SLIPPING | MEDIUM 9 | LOW 4 | |
| <p>Risk Treatments in Place: Work Area Floors All work area floors are non-slip and free from damage & debris.</p> <p>Floor area must remain non-slip and free from damage & debris, including rubbish, tools and other items, at all times whilst this item of plant is in use.</p> <p>References: AS/NZS4024.1201, ISO20474-</p> | | | | |
|  | NON COMPLIANCE, STRAINS | MEDIUM 9 | LOW 1 | |
| <p>Risk Treatments in Place: Operator Seat The operator seat fitted to this item of plant must remain free from damage and tears, and be permanently and securely fitted at all times.</p> <p>References: AS/NZS4024.1401, ISO20474-</p> | | | | |
|  | HEAT STROKE, DEHYDRATION | MEDIUM 9 | LOW 4 | |
| <p>Risk Treatments in Place: Air Conditioning This item of plant is fitted with an air conditioned cabin. This air conditioned cabin helps control the air quality and temperature for the operator and also provides shade from the sun. The air conditioner must be fully functional and serviceable at all times whilst this item of plant is in operation.</p> <p>References: ISO31000</p> | | | | |
|  | BURNS | MEDIUM 9 | LOW 5 | |
| <p>Risk Treatments in Place: Exhaust The engine exhaust on this item of plant is fitted with a guard to prevent injury to any person and control the risk of initiating a fire. It must be present and fully functional and serviceable at all times whilst this item of plant is in operation.</p> <p>References: AS/NZS4024.1201</p> | | | | |
| MAINTENANCE |  | CURRENT OR PREVIOUS STRUCTURAL DAMAGE | CRITICAL 25 | MEDIUM 15 |
| | <p>Risk Treatments in Place: Structural Integrity Regular checks for structural damage must be undertaken. Look for cracks in frames/chassis (current or repaired), bends or damage to structural components, etc.</p> <p>References: ISO31000</p> | | | |

| HAZARD(S) | Prelim. Risk Rating | Residual Risk Rating |
|---|---------------------|----------------------|
|  INCORRECT OPERATION | HIGH 22 | MEDIUM 15 |
| <p>Risk Treatments in Place: Maintenance Manual The manufacturer's maintenance manual(s) has been supplied for this item of plant</p> <p>These manual(s) must be available at all times to all users and maintenance staff of this item of plant. All users and maintenance staff must read and be familiar with these handbook(s) prior to maintaining or repairing this item of plant.</p> <p>A complete risk assessment/JSEA must be undertaken covering all inspection, maintenance, servicing and transportation requirements of this piece of plant prior to use.</p> <p>A full assessment of the competence of people using the book(s) must also be undertaken</p> | | |
| <p>References: Work Health & Safety Act & Regulations- , Occupational Health & Safety Act & Regulations</p> | | |
|  STRIKING, BURNS | HIGH 22 | MEDIUM 15 |
| <p>Risk Treatments in Place: Hydraulic Damage The hydraulic hoses to this item of plant are free from damage and protected against damage arising from contact with the plant structure. Ensure that hoses are free from damage and that protection is in place at all times whilst this item of plant is in operation. Inspection of the hydraulic hoses and protection system should be conducted regularly and documented as part of your plant safety programme.</p> | | |
| <p>References: AS4024, ISO4413, AS2671</p> | | |
|  CRUSHING | HIGH 22 | MEDIUM 15 |
| <p>Risk Treatments in Place: ROPS Damage The Roll Over Protective Structure (ROPS) fitted to this item of plant must remain free from damage at all times whilst this item of plant is in operation.</p> | | |
| <p>References: AS2294, ISO3471</p> | | |
|  OPERATIONAL MALFUNCTION | HIGH 22 | LOW 2 |
| <p>Risk Treatments in Place: Major Fluid Leaks This item of plant must remain free from leaks at all times whilst in operation (this includes engine, transmission, cooling system, air, fuel, drive line, wheel hubs, steering and hydraulics). Development of a major leak will require this item of plant to be stood-down until repaired. Minor leaks detected must be repaired within 1-14 days.</p> | | |
| <p>References: ISO31000</p> | | |
|  OPERATIONAL MALFUNCTION | HIGH 21 | MEDIUM 15 |
| <p>Risk Treatments in Place: Service Records Service and maintenance records are available for this item of plant.</p> <p>These records must continue to be managed and available at all times as part of your service and maintenance programme. (This programme includes the undertaking of regular inspections of the item of plant with specific reference to all OEM prescribed, scheduled and non scheduled service and maintenance requirements).</p> | | |
| <p>References: Work Health & Safety Act & Regulations- , Occupational Health & Safety Act & Regulations</p> | | |
|  POOR VISIBILITY, COLLISION | HIGH 21 | MEDIUM 15 |
| <p>Risk Treatments in Place: Windows & Screens Ensure the cabin/work area safety glass windows and screens are kept clean and free from cracks and other damage at all times whilst this item of plant is in use.</p> | | |
| <p>References: AS/NZS4024.1201, ISO20474-</p> | | |
|  INSTABILITY | MEDIUM 9 | LOW 4 |
| <p>Risk Treatments in Place: Tracks The tracks and track components must be inspected as part of a "pre start" checklist. These inspections must be documented as part of your plant safety programme.</p> | | |
| <p>References: ISO20474-</p> | | |

SECTION 6 IMAGES AND NOTES

IMAGES

- No Images Available -

NOTES

- No Notes Available -

RISK MANAGEMENT REPORT

| | | | |
|----------------------|--------------------------------|----------------------------|---|
| TYPE | Excavator - Large (20 Tonne +) | Report Number | AHH 20240827-0812 |
| MAKE | Kobelco | Date | 27-Aug-2024 |
| MODEL | SK235SR-2 | Created By | AHSH Service |
| SERIAL NUMBER | YF06005223 | Assessor | Mitchell Pennells |
| PLANT NUMBER | AHSH167 | Assist. Assessor(s) | Tiana Higgison |
| | | Owner | Australian Hammer Supplies Hire Pty Ltd |
| | | Assessment Purpose | Hire |
| | | State | NSW |

OPERATOR ACKNOWLEDGEMENT

I the undersigned acknowledge that I have read and understand the risk management report described above. I also acknowledge that I have received a copy of this risk management report.

| <u>DATE</u> | <u>NAME</u> | <u>COMPANY/POSITION</u> | <u>SIGNATURE</u> |
|-------------|-------------|-------------------------|------------------|
| | | | |
| | | | |
| | | | |
| | | | |
| | | | |
| | | | |
| | | | |
| | | | |
| | | | |
| | | | |
| | | | |
| | | | |
| | | | |
| | | | |
| | | | |
| | | | |
| | | | |
| | | | |
| | | | |
| | | | |
| | | | |